


1.1

				G		
				G		
				KG		



1.2

—

1.3

■

■

1.5

■

1.

				ML		
			ML	ML		
			ML	ML		
			ML	ML		
				ML		
			ML	ML		
				G		

1.12

G

D

t

1.13

				G		
			E	G		
				G		
				ML	ML	

1.14

				G	
				G	
			D		
			G	G	
			G	G	
				G	
				ML	
				G	
				G	

1.15

			ML	ML		
			ML	ML		
			ML	ML		
			ML	ML		


1. 16

			ML	ML		
				ML		
				ML		
			ML	ML		
			ML	ML		

1.1

			ML	ML		
			ML	ML		
			ML	ML		
			ML	ML		
			ML	ML		
			ML	ML		
			ML	ML		
			ML	ML		
			ML	ML		
			ML	ML		

--	--	--





B

1. 21

		ML		
		L		
		L		
		L		
		ML		
		L		
		L		

_____	_____
_____	_____
_____	_____
_____	_____


_____	_____
_____	_____
_____	_____
_____	_____

1.24

1.25

		ML		
		ML		
		ML		
		ML		
		ML		
		ML		
		ML		
		ML		
		ML		
		ML		

_____	_____
_____	_____
_____	_____
_____	_____



1.30

--	--	--	--	--

_____	_____
_____	_____
_____	_____
_____	_____

--	--

1.31

1.32

_____	_____
_____	_____
_____	_____
_____	_____

--	--	--

		ML		
		L		
		L		

_____	_____
_____	_____
_____	_____
_____	_____

1.34

_____	_____
_____	_____
_____	_____
_____	_____

1.36

_____	_____
_____	_____
_____	_____
_____	_____

--

1.3

The image shows a technical drawing of a rectangular component. A diagonal line runs from the top-left corner to the bottom-right corner. The component is divided into a grid of 6 rows and 4 columns. The top row is a header row, and the remaining 5 rows are data rows. The first column is a narrow column, and the second column is a slightly wider column. The rest of the grid is a large empty space.

1.40

2.1

3

,

3

,

2.4

3

,

2.6

,

2.13

3

,

2. 14

,

2. 16

3

,

--	--	--

2.17

3

,

2.1

3

,

2.1

3.2

201 4

(%)

(%)

(%)

(%)

3.7

EC EC
 L L

□

□

Γ

		ᐃ	ᐃᐃ ᐃ : ᐃ

3.





M

JJ

					L						L				
					HELL	C									
					L						L				
					L						L				
					L						L				
	L													ML	

3.13

()	9331			8026			86.01%	
							9317	

1							
2							
3							
4							
5							
6							
7							
8							
9							
10							

ML

ML

ML

ML

ML

ML

ML

↑↑

WIND SS407 i

.....

!! <E>E!E! !!

#, ΓC, S

12,000.00

3.1 1 201

	1	2	3	4	Total
					2,716,772.00
					1,336,510.96
					1,380,261.04
	52.11%	50.50%	50.69%	49.58%	50.81%
					152,206.32
					1,053,081.00
					868,612.00
					179,152.00
					5,317.00
	110,277.73	(8,303.07)	13,557.61	59,441.45	174,973.72
					0.00
					0.00
					0.00
					0.00
					0.00
					0.00
	110,277.73	(8,303.07)	13,557.61	59,441.45	174,973.72
					36,000.00
	101,277.73	(17,303.07)	4,557.61	50,441.45	138,973.72
	11.35%	-3.92%	0.77%	6.40%	5.12%

	L						ML						
	L						ML						
							ML						
							ML						
	L						ML						
	L				ML		ML						
	L						ML						
	L				ML		ML						
							ML						
	L												
	L												
					L		L						
	L					L	L						
					ML		ML						
					ML		ML						
	L						ML						
	L					L	L						
	L					L	L						
	L												
	L												
							ML						
							ML						
	L						ML						
	L						ML						
	L						ML						
	L					L	L						
	L						ML						
					L		L						

--	--	--

--	--

--	--	--

--	--	--

H


H

H

H

	DM

5



1111

--	--

6	1	50	2000

--	--	--

--	--	--

- 1 - JFCt

職業実践専門課程

